






Elm Drive, Hove, BN3 7JE

Guide Price £450,000

 3  1  2

- Extended Family Home
- Beautiful West Facing Rear Garden
- Off Road Parking
- Close to Schools and Shops
- No Chain
- Side Access
- Sought After Family Location
- Potential for Loft Conversion (STP)



Extended family home with a stunning west facing rear garden, parking, and offered with no onward chain. Three bedrooms and close to schools, shops, transport links and parks. Ideal family location.





Hove Office | 190 Portland Road | BN3 5QN
 T: 01273 956690 E: hove@jacobs-steel.co.uk

