



Cambridge Road | Worthing | BN11 1XD
Offers Over £675,000



Jacobs Steel are delighted to present this exceptional Victorian semi-detached home, ideally situated in the heart of Worthing's vibrant town centre and just 700 metres from the seafront. This elegant period property seamlessly combines timeless architectural charm with high-quality modern finishes, creating a stylish and comfortable living space throughout. The spacious accommodation includes three generously sized double bedrooms, two bright and inviting reception rooms, and a stunning kitchen/breakfast room designed for modern family living. Outside, the landscaped south-facing rear garden provides the perfect space for relaxing or entertaining, while the front offers off-road parking and a garage. With beautifully preserved original features, high ceilings, and a superb town centre location, this is a rare opportunity not to be missed. The property is offered for sale with the vendors already suited.



Key Features

- Semi-Detached Victorian Home
- Three Double Bedrooms
- Two Versatile Reception Rooms
- Modern Fitted Kitchen/Breakfast Room
- Family Four Piece Bathroom
- South Facing Rear Garden
- Off Road Parking & Garage
- Exceptionally Popular Residential Location
- Close To Shops, Amenities, Mainline Train Station & Seafront
- Vendor Suited



3 Bedrooms



1 Bathroom



2 Reception Rooms

INTERNAL

From the moment you step through the entrance vestibule, the charm and character of this home become immediately apparent. The entrance hall welcomes you with high ceilings, deep skirting boards, and an ornate decorative frieze—hallmarks of its Victorian heritage. The ground floor offers an impressive open-plan living and dining area, flooded with natural light from the double aspect lounge, complete with a striking bay window featuring inset plantation shutters and a focal point fireplace. This spacious, sociable area is perfect for entertaining or relaxing with family. At the heart of the home lies a truly exceptional kitchen/breakfast room—a showcase of quality and craftsmanship. Fully refitted and handmade by 'Neptune', it boasts a central island with corian worktops, an undermount 1.5 bowl sink, a premium Aga oven, and a suite of integrated Neff appliances. Crittal doors create a seamless transition between the kitchen and the south facing garden, perfect for indoor-outdoor living and entertaining in the warmer months. The Kitchen/breakfast room also benefits from built in Sonos on the ceiling. Upstairs, a split-level landing provides access to a spacious loft area with potential for conversion (subject to planning). There are three generously proportioned double bedrooms, each thoughtfully decorated and retaining elements of the home's period character with the principle bedroom spanning the full width of this impressive home. The luxury family bathroom is fitted to a high standard with both a bath and a separate walk in shower, heated mirror and underfloor heating.

EXTERNAL

The front garden has been thoughtfully designed to create a sense of privacy and seclusion, combining the character of original flint boundary walls with tall, mature bushes that offer natural screening from the road. A private driveway provides convenient off-road parking for one vehicle and leads to a traditional brick-built garage which is lined and tanked, with modern slatting for storage. To the rear, the south facing garden is a truly special feature of the home. Enclosed by charming period walls on all sides, it offers a unique and tranquil outdoor space filled with character. Beautifully maintained, the garden features a central lawn surrounded by well-stocked, mature planted borders that bring year-round colour and interest. An attractive Indian sandstone patio area provides the perfect spot for outdoor dining or relaxing in the sun, making this a wonderful private retreat just moments from the town centre.

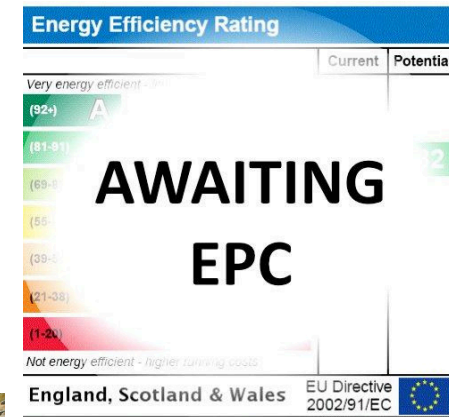
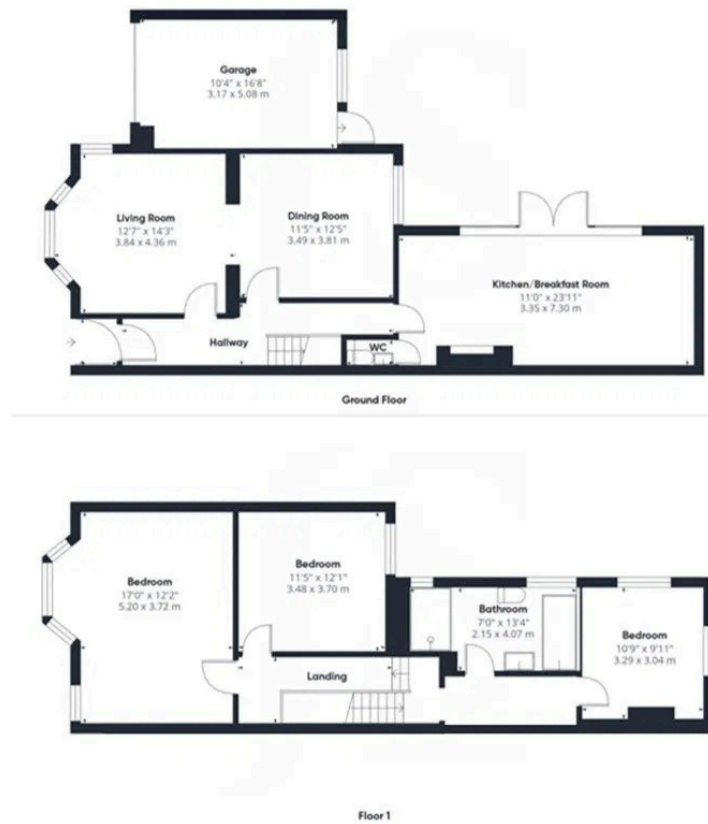
LOCATION

This beautifully located home is just moments from Worthing Town Centre, offering convenient access to a variety of shops, cafés, restaurants, pubs, and leisure facilities. The seafront promenade is approximately 700 metres away, perfect for coastal walks and seaside enjoyment. Worthing Central railway station is only 0.2 miles from the property, providing excellent links to Brighton and London. A range of local bus services, including the popular 700 Coastliner, offer easy travel to surrounding areas. The property is also well positioned for access to sought-after primary and secondary schools, as well as Worthing Hospital, making it ideal for families and professionals alike.

Council Tax Band D



To book a viewing contact us on: 01903 206000 | worthing@jacobs-steel.co.uk | jacobs-steel.co.uk




Property Details:

Floor area *as quoted by EPC: tbc

Tenure: Freehold

Council tax band: D



Whilst we endeavour to make our property particulars accurate and reliable, we have not carried out a detailed survey. If there is any point which is of particular importance to you, please contact the office and we will be pleased to check the information for you, particularly if you are contemplating travelling some distance. Whilst every effort has been made to ensure that any floorplans are correct and drawn as accurately as possible, they are to be used for layout and identification purposes only and are not drawn to scale. The services, where applicable, including electrical equipment and other appliances have not been tested and no warranty can be given that they are in working order, even where described in these particulars. Carpets, curtains, furnishings, gas fires, electrical goods/ fittings or other fixtures, unless expressly mentioned, are not necessarily included with the property.